

**ALTERNATORS**  
**LSA 50.1 - 4 Pole**  
**Electrical and mechanical data**

#### ELECTRICAL DATA

|                      |                              |                                   |                          |
|----------------------|------------------------------|-----------------------------------|--------------------------|
| Insulation class     | <b>H</b>                     | Excitation system                 | <b>A R E P or PMG</b>    |
| Winding pitch - Code | <b>2/3 - (N° 6)</b>          | A.V.R. model                      | <b>R 449</b>             |
| Leads                | <b>6</b>                     | Voltage regulation (steady state) | <b>± 0,5 %</b>           |
| Drip proof           | <b>IP 21</b>                 | Sustained short-circuit current   | <b>300% (3 IN) : 10s</b> |
| Altitude             | <b>≤ 1000 m</b>              | Total harmonic (*) TGH / THC      | <b>&lt; 4 %</b>          |
| Overspeed            | <b>2250 min<sup>-1</sup></b> | Waveform : NEMA = TIF - (*)       | <b>&lt; 50</b>           |
| Air flow             | <b>1,6 m<sup>3</sup>/s</b>   | Waveform : I.E.C. = THF - (*)     | <b>&lt; 2 %</b>          |

(\*) Total harmonic content line to line, at no load or full rated linear and balanced load

#### RATINGS : kVA / kW - Power factor = 0,8

| Duty/Ambiant T°  | Continuous / 40°C |             |      |              |      |      | Stand-by / 40°C |      |      | Stand-by / 27°C |             |      |  |
|------------------|-------------------|-------------|------|--------------|------|------|-----------------|------|------|-----------------|-------------|------|--|
|                  | H / 125° K        |             |      | F / 105° K   |      |      | H / 150° K      |      |      | H / 163° K      |             |      |  |
|                  | <b>3 ph.</b>      |             |      | <b>3 ph.</b> |      |      | <b>3 ph.</b>    |      |      | <b>3 ph.</b>    |             |      |  |
| Class/T° rise    |                   |             |      |              |      |      |                 |      |      |                 |             |      |  |
| Phase            |                   |             |      |              |      |      |                 |      |      |                 |             |      |  |
| Y                | 380V              | 400V        | 415V | 380V         | 400V | 415V | 380V            | 400V | 415V | 380V            | 400V        | 415V |  |
| Δ                | 220V              | 230V        | 240V | 220V         | 230V | 240V | 220V            | 230V | 240V | 220V            | 230V        | 240V |  |
| <b>50.1 S2</b>   | kVA               | <b>910</b>  |      |              | 820  |      |                 | 960  |      |                 | <b>1000</b> |      |  |
|                  | kW                | 728         |      |              | 656  |      |                 | 768  |      |                 | 800         |      |  |
| <b>50.1 S4</b>   | kVA               | <b>1025</b> |      |              | 925  |      |                 | 1075 |      |                 | <b>1130</b> |      |  |
|                  | kW                | 820         |      |              | 740  |      |                 | 860  |      |                 | 904         |      |  |
| <b>50.1 M6</b>   | kVA               | <b>1225</b> |      |              | 1100 |      |                 | 1290 |      |                 | <b>1350</b> |      |  |
|                  | kW                | 980         |      |              | 880  |      |                 | 1032 |      |                 | 1080        |      |  |
| <b>50.1 M7</b>   | kVA               | <b>1325</b> |      |              | 1190 |      |                 | 1390 |      |                 | <b>1460</b> |      |  |
|                  | kW                | 1060        |      |              | 952  |      |                 | 1112 |      |                 | 1168        |      |  |
| <b>50.1 L8</b>   | kVA               | <b>1425</b> |      |              | 1280 |      |                 | 1500 |      |                 | <b>1570</b> |      |  |
|                  | kW                | 1140        |      |              | 1024 |      |                 | 1200 |      |                 | 1256        |      |  |
| <b>50.1 VL10</b> | kVA               | <b>1580</b> |      |              | 1420 |      |                 | 1660 |      |                 | <b>1740</b> |      |  |
|                  | kW                | 1264        |      |              | 1136 |      |                 | 1328 |      |                 | 1392        |      |  |

#### EFFICIENCIES (%) - Class H / 40° C

|                  | Three phase : 400 V |      |      |      |       |          |      |      |      |       |
|------------------|---------------------|------|------|------|-------|----------|------|------|------|-------|
|                  | P.F. = 0,8          |      |      |      |       | P.F. = 1 |      |      |      |       |
|                  | 1/4                 | 2/4  | 3/4  | 4/4  | St.by | 1/4      | 2/4  | 3/4  | 4/4  | St.by |
| <b>50.1 S2</b>   | 92,6                | 94,6 | 94,6 | 94,1 | 93,8  | 93,2     | 95,6 | 96   | 96   | 95,9  |
| <b>50.1 S4</b>   | 93                  | 94,9 | 95   | 94,5 | 94,3  | 93,6     | 95,9 | 96,3 | 96,2 | 96,1  |
| <b>50.1 M6</b>   | 93,6                | 95,3 | 95,4 | 94,9 | 94,7  | 94,2     | 96,2 | 96,6 | 96,5 | 96,5  |
| <b>50.1 M7</b>   | 93,8                | 95,5 | 95,5 | 95,1 | 94,9  | 94,4     | 96,4 | 96,7 | 96,7 | 96,6  |
| <b>50.1 L8</b>   | 94                  | 95,7 | 95,8 | 95,5 | 95,3  | 94,5     | 96,5 | 96,9 | 96,9 | 96,8  |
| <b>50.1 VL10</b> | 94,2                | 95,9 | 96   | 95,7 | 95,5  | 94,7     | 96,6 | 97   | 97   | 96,9  |

#### REACTANCES (%) - TIME CONSTANTS (ms) - CLASS H / 400 V

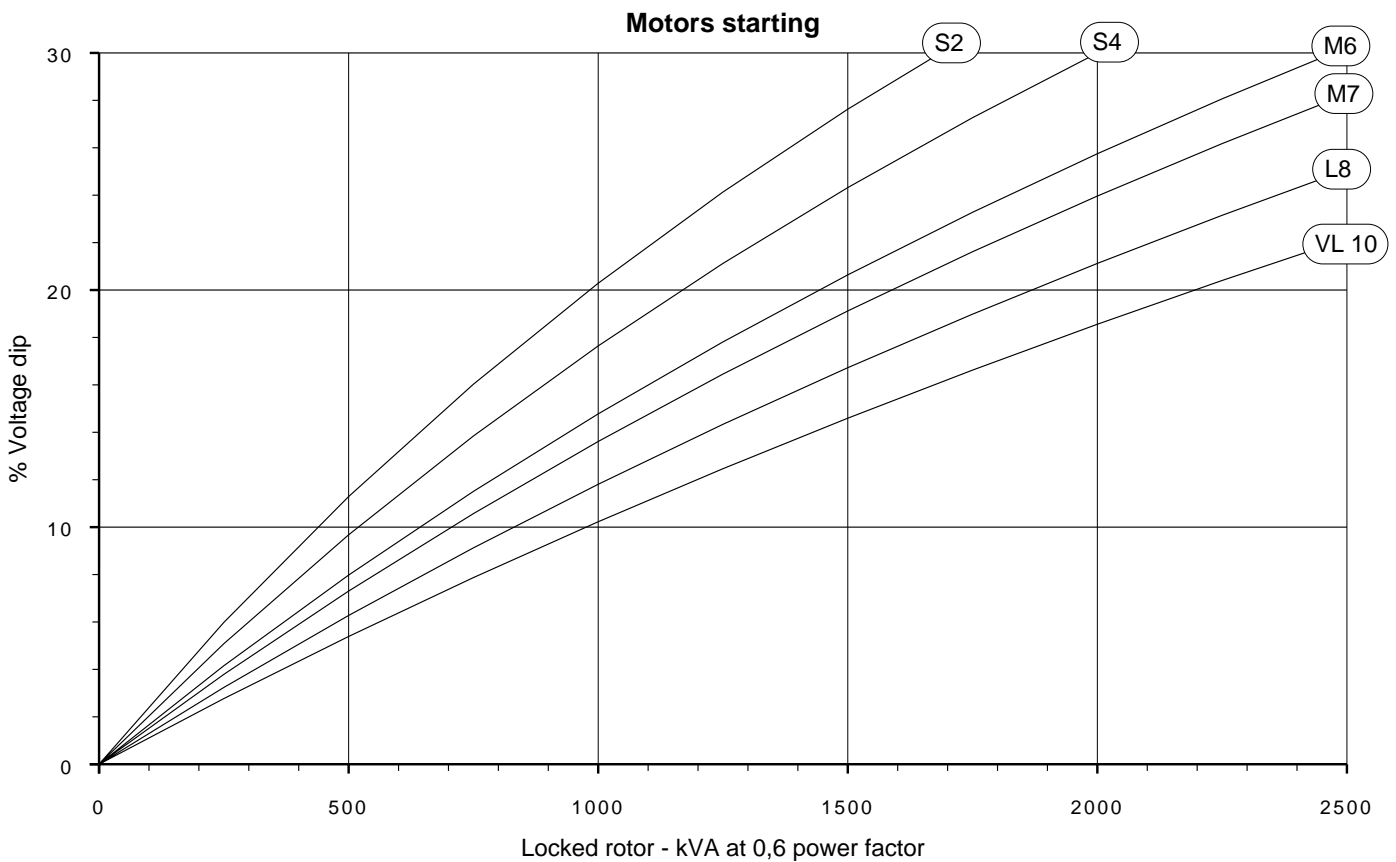
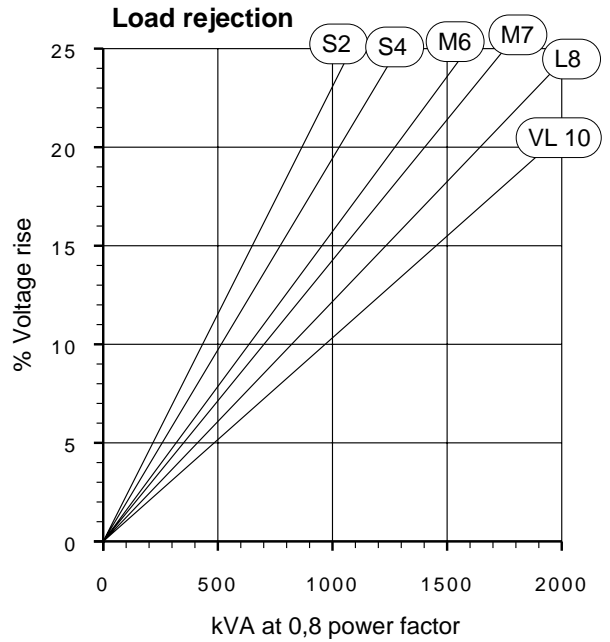
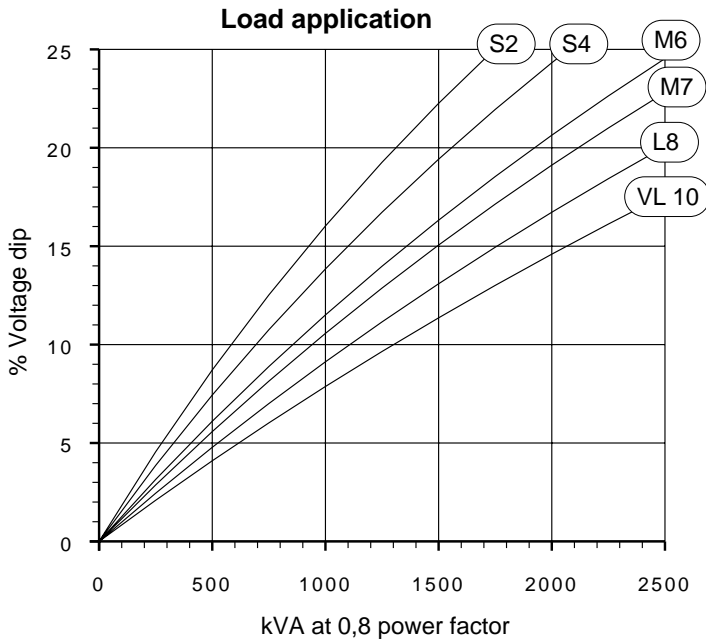
|             |   | <b>50.1 S2</b> | <b>50.1 S4</b> | <b>50.1 M6</b> | <b>50.1 M7</b> | <b>50.1 L8</b> | <b>50.1 VL10</b> |
|-------------|---|----------------|----------------|----------------|----------------|----------------|------------------|
| <b>Kcc</b>  | Short-circuit ratio                               | 0,331          | 0,343          | 0,352          | 0,349          | 0,371          | 0,382            |
| <b>Xd</b>   | Direct axis synchronous reactance unsaturated     | 395            | 381            | 377            | 375            | 353            | 342              |
| <b>Xq</b>   | Quadrature axis synchronous reactance unsaturated | 237            | 229            | 226            | 225            | 212            | 205              |
| <b>T'do</b> | Open circuit time constant                        | 2210           | 2350           | 2520           | 2600           | 2720           | 2830             |
| <b>X'd</b>  | Direct axis transient reactance saturated         | 29,7           | 28,2           | 27,3           | 26,7           | 24,6           | 23,1             |
| <b>T'd</b>  | Short circuit transient time constant             | 196            | 205            | 214            | 218            | 222            | 225              |
| <b>X"d</b>  | Direct axis subtransient reactance saturated      | 16,4           | 15,5           | 15             | 14,8           | 13,5           | 12,7             |
| <b>T"d</b>  | Subtransient time constant                        | 16             | 17             | 18             | 19             | 20             | 21               |
| <b>X"q</b>  | Quadrature axis subtransient reactance saturated  | 20,5           | 19,5           | 18,8           | 18,5           | 16,9           | 16               |
| <b>Xo</b>   | Zero sequence reactance unsaturated               | 3,9            | 3,7            | 3,5            | 3,5            | 3,2            | 3,0              |
| <b>X2</b>   | Negative sequence reactance saturated             | 18,5           | 17,5           | 16,9           | 16,5           | 15,2           | 14,3             |
| <b>Ta</b>   | Armature time constant                            | 33             | 36             | 39             | 41             | 41             | 42               |

#### OTHER DATA - CLASS H / 400 V

|               |   |       |       |       |       |       |       |
|---------------|---|-------|-------|-------|-------|-------|-------|
| <b>io (A)</b> | No load excitation current                            | 1,05  | 1,05  | 1,1   | 1,1   | 1,3   | 1,3   |
| <b>ic (A)</b> | Full load excitation current                          | 5     | 4,85  | 4,9   | 4,9   | 5     | 5     |
| <b>uc (V)</b> | Full load excitation voltage                          | 63    | 61    | 62    | 62    | 63    | 63    |
| <b>ms</b>     | Recovery time (ΔU = 20 % transient)                   | > 500 | > 500 | > 500 | > 500 | > 500 | > 500 |
| <b>kVA</b>    | Motor start. (ΔU = 20% sust.) or (ΔU = 50% Transient) | 1820  | 2000  | 2500  | 2650  | 2850  | 3150  |
| <b>%</b>      | Transient dip (rated step load) - PF : 0,8 LAG        | 15    | 14    | 13,5  | 13    | 12,5  | 12    |
| <b>W</b>      | No load losses  | 12050 | 12722 | 13705 | 14199 | 15091 | 16100 |
| <b>W</b>      | Heat rejection  | 45645 | 47725 | 52665 | 54616 | 53717 | 56794 |

According to : I.E.C. 34.1/34.2 - U.T.E. : NF C 51.111 - V.D.E. 0530 - B.S. 4999 & 5000 - NEMA : MG 1.22 - ISO 8528 . 3 - CSA  
 Products and materials shown in this catalogue may, at any time, be modified in order to follow the latest technological developments, improve the design or change the conditions of utilisation.  
 Their description cannot in any case engage Leroy-Somer's liability. The values indicated are typical values .

#### TRANSIENT VOLTAGE VARIATION - 400V



- 1) For a starting P.F. differing from 0,6 the starting kVA have to be multiplied by  $(\text{Sine } \varnothing / 0,8)$
- 2) If voltage is not 400V(Y) , 230V( $\Delta$ ) at 50 Hz then kVA must be multiplied by  $(400/U)^2$  or  $(230/U)^2$ .

#### ELECTRICAL DATA

|                      |                              |                                   |                          |
|----------------------|------------------------------|-----------------------------------|--------------------------|
| Insulation class     | <b>H</b>                     | Excitation system                 | <b>A R E P or PMG</b>    |
| Winding pitch - Code | <b>2/3 - (N° 6)</b>          | A.V.R. model                      | <b>R 449</b>             |
| Leads                | <b>6</b>                     | Voltage regulation (steady state) | <b>± 0,5 %</b>           |
| Drip proof           | <b>IP 21</b>                 | Sustained short-circuit current   | <b>300% (3 IN) : 10s</b> |
| Altitude             | <b>≤ 1000 m</b>              | Total harmonic (*) TGH / THC      | <b>&lt; 4 %</b>          |
| Overspeed            | <b>2250 min<sup>-1</sup></b> | Waveform : NEMA = TIF - (*)       | <b>&lt; 50</b>           |
| Air flow             | <b>1,6 m<sup>3</sup>/s</b>   | Waveform : I.E.C. = THF - (*)     | <b>&lt; 2 %</b>          |

(\*) Total harmonic content line to line, at no load or full rated linear and balanced load

#### RATINGS : kVA / kW - Power factor = 0,8

| Duty/Ambiant T°  | Continuous / 40°C        |      |      |             |            |      |      |      | Stand-by / 40°C |      |      |      | Stand-by / 27°C |      |      |             |
|------------------|--------------------------|------|------|-------------|------------|------|------|------|-----------------|------|------|------|-----------------|------|------|-------------|
|                  | Class/T° rise H / 125° K |      |      |             | F / 105° K |      |      |      | H / 150° K      |      |      |      | H / 163° K      |      |      |             |
|                  | 3 ph.                    |      |      |             | 3 ph.      |      |      |      | 3 ph.           |      |      |      | 3 ph.           |      |      |             |
| Phase            | 380V                     | 416V | 440V | 480V        | 380V       | 416V | 440V | 480V | 380V            | 416V | 440V | 480V | 380V            | 416V | 440V | 480V        |
| <b>50.1 S2</b>   | kVA 865                  | 946  | 1001 | <b>1092</b> | 778        | 852  | 901  | 983  | 908             | 994  | 1051 | 1147 | 951             | 1041 | 1100 | <b>1200</b> |
|                  | kW 692                   | 757  | 801  | 874         | 622        | 682  | 721  | 786  | 726             | 795  | 841  | 918  | 761             | 833  | 880  | 960         |
| <b>50.1 S4</b>   | kVA 974                  | 1066 | 1128 | <b>1230</b> | 876        | 959  | 1015 | 1107 | 1022            | 1119 | 1184 | 1292 | 1071            | 1173 | 1240 | <b>1353</b> |
|                  | kW 779                   | 853  | 902  | 984         | 701        | 767  | 812  | 886  | 818             | 895  | 947  | 1034 | 857             | 938  | 992  | 1082        |
| <b>50.1 M6</b>   | kVA 1164                 | 1274 | 1348 | <b>1470</b> | 1047       | 1147 | 1213 | 1323 | 1222            | 1338 | 1415 | 1544 | 1280            | 1401 | 1482 | <b>1617</b> |
|                  | kW 931                   | 1019 | 1078 | 1176        | 838        | 918  | 970  | 1058 | 978             | 1067 | 1132 | 1235 | 1024            | 1121 | 1186 | 1294        |
| <b>50.1 M7</b>   | kVA 1259                 | 1378 | 1458 | <b>1590</b> | 1133       | 1240 | 1312 | 1431 | 1322            | 1447 | 1530 | 1670 | 1385            | 1516 | 1603 | <b>1750</b> |
|                  | kW 1007                  | 1102 | 1166 | 1272        | 906        | 992  | 1050 | 1145 | 1058            | 1175 | 1224 | 1336 | 1108            | 1213 | 1282 | 1400        |
| <b>50.1 L8</b>   | kVA 1354                 | 1482 | 1568 | <b>1710</b> | 1218       | 1334 | 1411 | 1539 | 1421            | 1556 | 1646 | 1796 | 1489            | 1630 | 1724 | <b>1881</b> |
|                  | kW 1083                  | 1186 | 1254 | 1368        | 974        | 1067 | 1129 | 1231 | 1137            | 1245 | 1317 | 1437 | 1191            | 1304 | 1379 | 1505        |
| <b>50.1 VL10</b> | kVA 1501                 | 1643 | 1738 | <b>1900</b> | 1351       | 1479 | 1564 | 1706 | 1576            | 1725 | 1825 | 1991 | 1651            | 1808 | 1912 | <b>2086</b> |
|                  | kW 1201                  | 1314 | 1390 | 1520        | 1081       | 1183 | 1251 | 1365 | 1261            | 1380 | 1460 | 1593 | 1321            | 1446 | 1530 | 1669        |

#### EFFICIENCIES (%) - Class H / 40° C

|                  | Three phase : 480 V |      |      |      |       |          |      |      |      |       |
|------------------|---------------------|------|------|------|-------|----------|------|------|------|-------|
|                  | P.F. = 0,8          |      |      |      |       | P.F. = 1 |      |      |      |       |
|                  | 1/4                 | 2/4  | 3/4  | 4/4  | St.by | 1/4      | 2/4  | 3/4  | 4/4  | St.by |
| <b>50.1 S2</b>   | 92,3                | 94,6 | 94,7 | 94,4 | 94,1  | 92,9     | 95,5 | 96   | 96   | 96    |
| <b>50.1 S4</b>   | 92,7                | 94,9 | 95,1 | 94,7 | 94,5  | 93,3     | 95,8 | 96,3 | 96,3 | 96,2  |
| <b>50.1 M6</b>   | 93,3                | 95,3 | 95,5 | 95,2 | 95    | 93,8     | 96,1 | 96,6 | 96,6 | 96,5  |
| <b>50.1 M7</b>   | 93,6                | 95,5 | 95,6 | 95,3 | 95,1  | 94,1     | 96,3 | 96,7 | 96,7 | 96,7  |
| <b>50.1 L8</b>   | 93,7                | 95,7 | 95,9 | 95,6 | 95,5  | 94,2     | 96,4 | 96,9 | 96,9 | 96,9  |
| <b>50.1 VL10</b> | 93,9                | 95,8 | 96   | 95,8 | 95,7  | 94,4     | 96,5 | 97   | 97   | 97    |

#### REACTANCES (%) - TIME CONSTANTS (ms) - CLASS H / 480 V

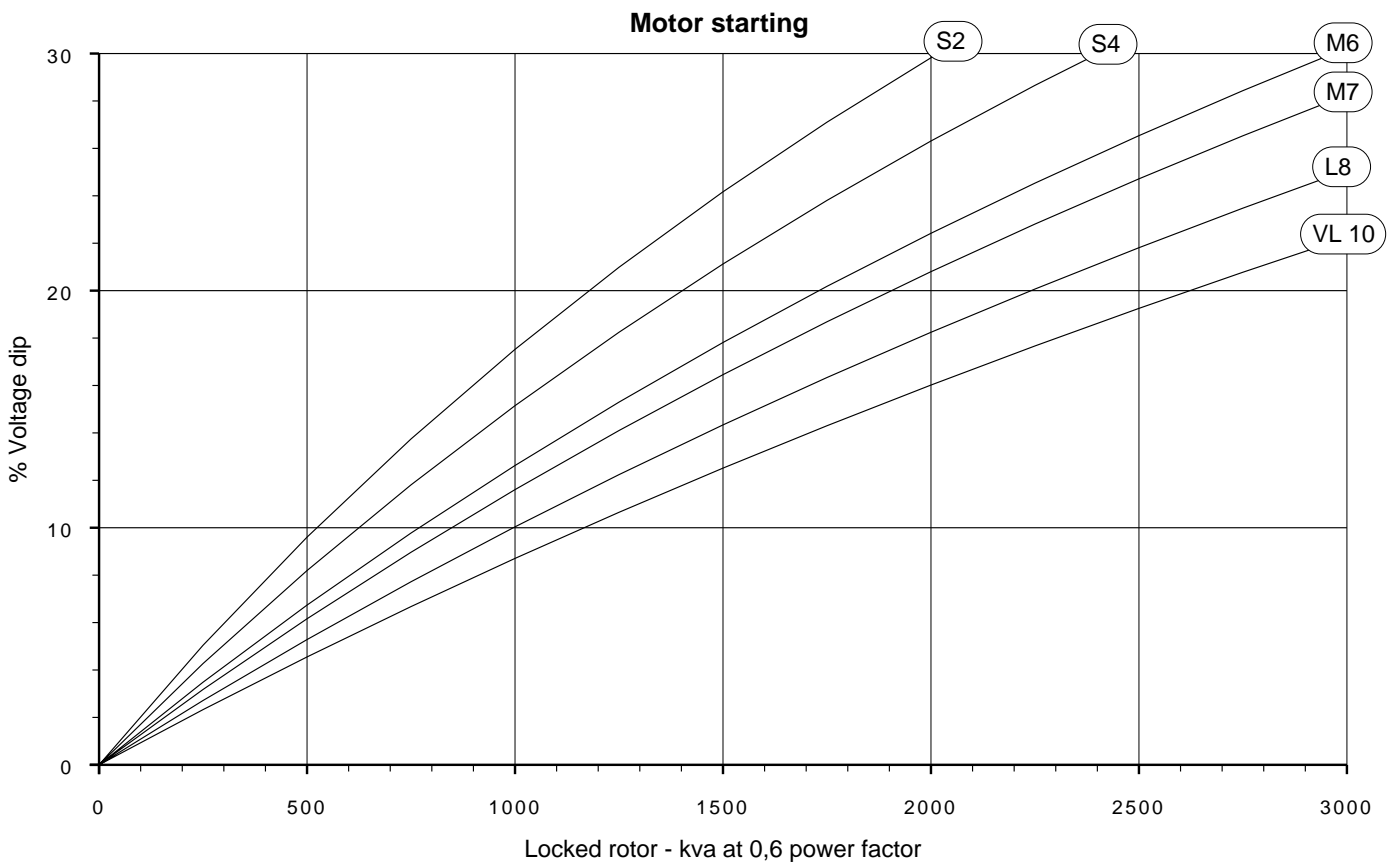
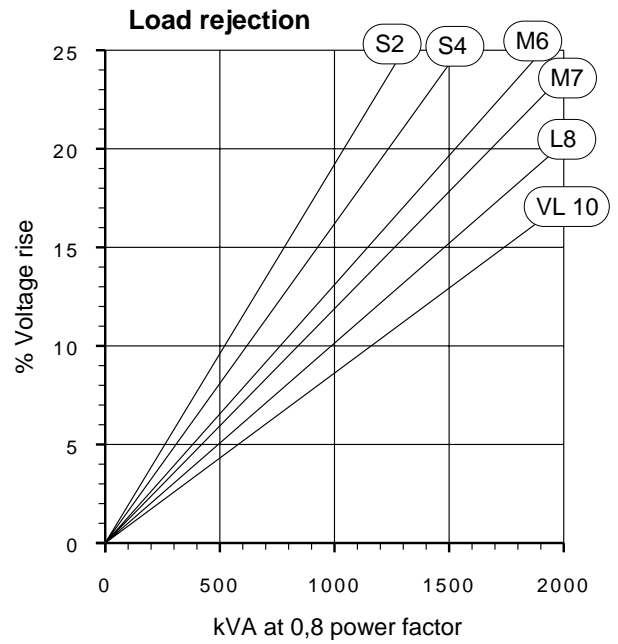
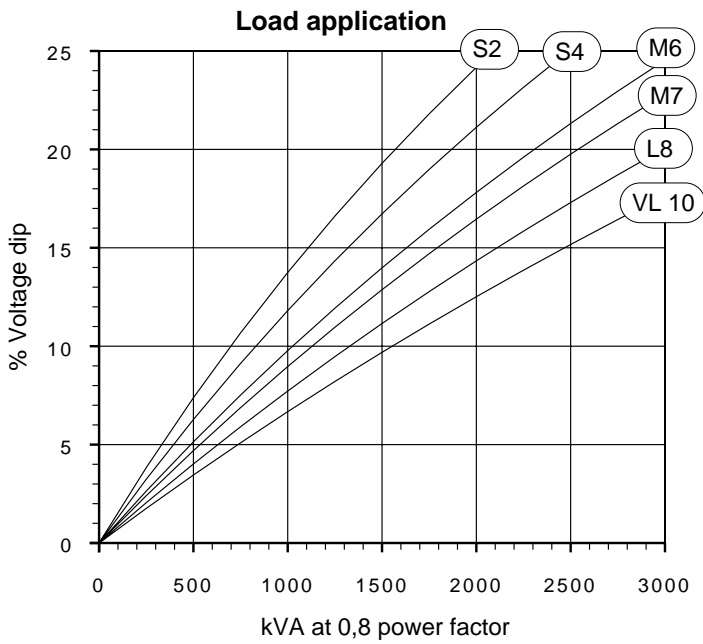
|             |   | 50.1 S2 | 50.1 S4 | 50.1 M6 | 50.1 M7 | 50.1 L8 | 50.1 VL10 |
|-------------|---|---------|---------|---------|---------|---------|-----------|
| <b>Kcc</b>  | Short-circuit ratio                               | 0,332   | 0,343   | 0,352   | 0,349   | 0,371   | 0,381     |
| <b>Xd</b>   | Direct axis synchronous reactance unsaturated     | 394     | 381     | 377     | 375     | 353     | 343       |
| <b>Xq</b>   | Quadrature axis synchronous reactance unsaturated | 236     | 229     | 226     | 225     | 212     | 206       |
| <b>T'do</b> | Open circuit time constant                        | 2210    | 2350    | 2520    | 2600    | 2720    | 2830      |
| <b>X'd</b>  | Direct axis transient reactance saturated         | 29,6    | 28,2    | 27,3    | 26,8    | 24,6    | 23,2      |
| <b>T'd</b>  | Short circuit transient time constant             | 196     | 205     | 214     | 218     | 222     | 225       |
| <b>X"d</b>  | Direct axis subtransient reactance saturated      | 16,4    | 15,5    | 15      | 14,8    | 13,5    | 12,8      |
| <b>T"d</b>  | Subtransient time constant                        | 16      | 17      | 18      | 19      | 20      | 21        |
| <b>X"q</b>  | Quadrature axis subtransient reactance saturated  | 20,5    | 19,5    | 18,8    | 18,5    | 16,9    | 16        |
| <b>Xo</b>   | Zero sequence reactance unsaturated               | 3,9     | 3,7     | 3,5     | 3,5     | 3,2     | 3,0       |
| <b>X2</b>   | Negative sequence reactance saturated             | 18,4    | 17,5    | 16,9    | 16,5    | 15,2    | 14,3      |
| <b>Ta</b>   | Armature time constant                            | 33      | 36      | 39      | 41      | 41      | 42        |

#### OTHER DATA - CLASS H / 480 V

|               |   | 50.1 S2 | 50.1 S4 | 50.1 M6 | 50.1 M7 | 50.1 L8 | 50.1 VL10 |
|---------------|---|---------|---------|---------|---------|---------|-----------|
| <b>io (A)</b> | No load excitation current                            | 1,05    | 1,05    | 1,1     | 1,1     | 1,3     | 1,3       |
| <b>ic (A)</b> | Full load excitation current                          | 5       | 4,85    | 4,9     | 4,9     | 5       | 5         |
| <b>uc (V)</b> | Full load excitation voltage                          | 63      | 61      | 62      | 62      | 63      | 63        |
| <b>ms</b>     | Recovery time(ΔU = 20 % transient)                    | > 500   | > 500   | > 500   | > 500   | > 500   | > 500     |
| <b>kVA</b>    | Motor start. (ΔU = 20% sust.) or (ΔU = 50% Transient) | 2180    | 2400    | 3000    | 3180    | 3420    | 3780      |
| <b>%</b>      | Transient dip (rated step load) - PF : 0,8 LAG        | 15      | 14      | 13,5    | 13      | 12,5    | 12        |
| <b>W</b>      | No load losses  | 15572   | 16496   | 17849   | 18529   | 19756   | 21144     |
| <b>W</b>      | Heat rejection  | 51728   | 55070   | 59294   | 62732   | 62962   | 66638     |

According to : I.E.C. 34.1/34.2 - U.T.E. : NF C 51.111 - V.D.E. 0530 - B.S. 4999 & 5000 - NEMA : MG 1.22 - ISO 8528 . 3 - CSA  
 Products and materials shown in this catalogue may, at any time, be modified in order to follow the latest technological developments, improve the design or change the conditions of utilisation.  
 Their description cannot in any case engage Leroy-Somer's liability. The values indicated are typical values .

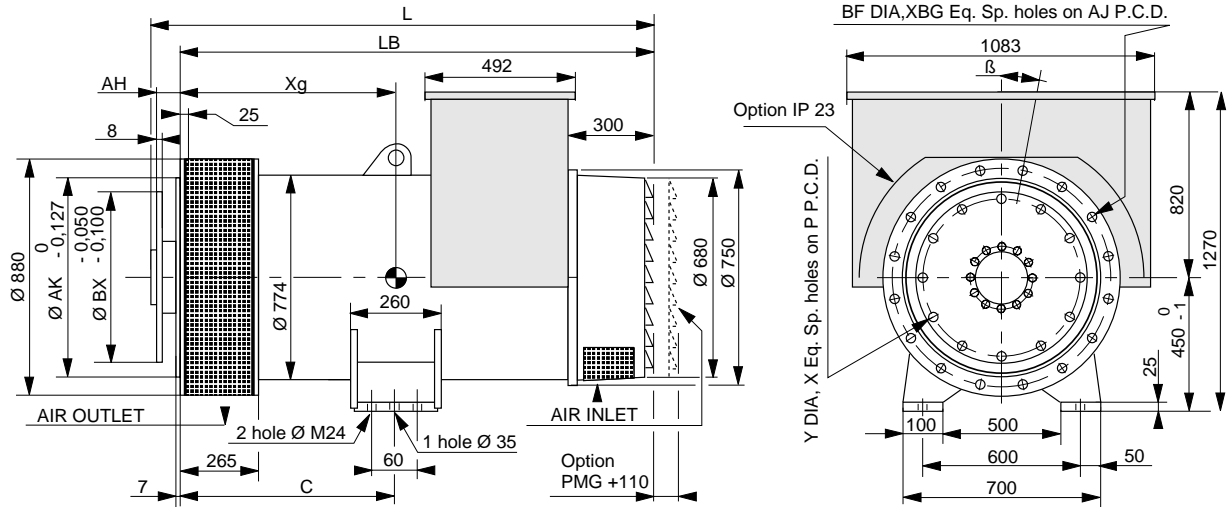
#### TRANSIENT VOLTAGE VARIATION - 480 V



- 1) For a starting P.F. differing from 0,6 the starting kVA have to be multiplied by  $(\text{Sine } \varnothing / 0,6)$
- 2) If voltage is not 480V(Y), 277V( $\Delta$ ), 240V( $\Upsilon$ ) at 60 Hz then kVA must be multiplied by  $(480/U)^2$  or  $(277/U)^2$  or  $(240/U)^2$ .

Products and materials shown in this catalogue may, at any time, be modified in order to follow the latest technological developments, improve the design or change the conditions of utilisation. Their description cannot in any case engage Leroy-Somer's liability. The values indicated are typical values.

#### DIMENSIONS



#### FRAME DIMENSIONS (mm)

| TYPE          | L maxi<br>without PMG | LB<br>SAE 00 | LB<br>SAE 0 | C<br>SAE 00 | C<br>SAE 0 | Xg  | Mass (kg)<br>M | COUPLING   |     |     |
|---------------|-----------------------|--------------|-------------|-------------|------------|-----|----------------|------------|-----|-----|
|               |                       |              |             |             |            |     |                | Flange     | SAE | SAE |
| LSA 50.1 S2   | 1551                  | 1485         | 1510        | 800         | 825        | 630 | 1960           | Flex plate | 00  | 0   |
| LSA 50.1 S4   | 1551                  | 1485         | 1510        | 800         | 825        | 645 | 2150           | SAE 24     |     |     |
| LSA 50.1 M6   | 1641                  | 1575         | 1600        | 800         | 825        | 686 | 2420           | SAE 21     |     |     |
| LSA 50.1 M7   | 1641                  | 1575         | 1600        | 800         | 825        | 700 | 2580           | SAE 18     |     |     |
| LSA 50.1 L8   | 1736                  | 1670         | 1695        | 800         | 825        | 744 | 2860           |            |     |     |
| LSA 50.1 VL10 | 1831                  | 1765         | 1790        | 800         | 825        | 789 | 3160           |            |     |     |

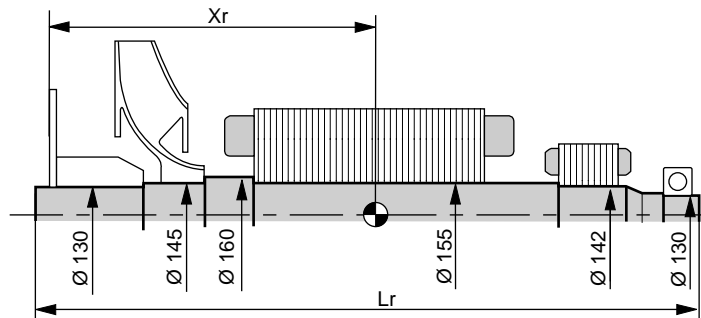
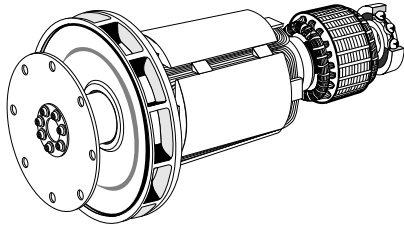
#### FLANGE DIMENSIONS (mm)

| S.A.E. | AK    | AJ    | XBG | BF | β       |
|--------|-------|-------|-----|----|---------|
| 00     | 787,4 | 850,9 | 16  | 14 | 11° 15' |
| 0      | 647,7 | 679,5 | 16  | 14 | 11° 15' |

#### FLEX PLATE DIMENSIONS (mm)

| S.A.E. | BX    | P     | X  | Y  | AH   |
|--------|-------|-------|----|----|------|
| 18     | 571,5 | 542,9 | 6  | 18 | 15,8 |
| 21     | 673,1 | 641,3 | 12 | 18 | 0    |
| 24     | 733,4 | 692,1 | 12 | 21 | 0    |

#### TORSIONAL ANALYSIS DATA

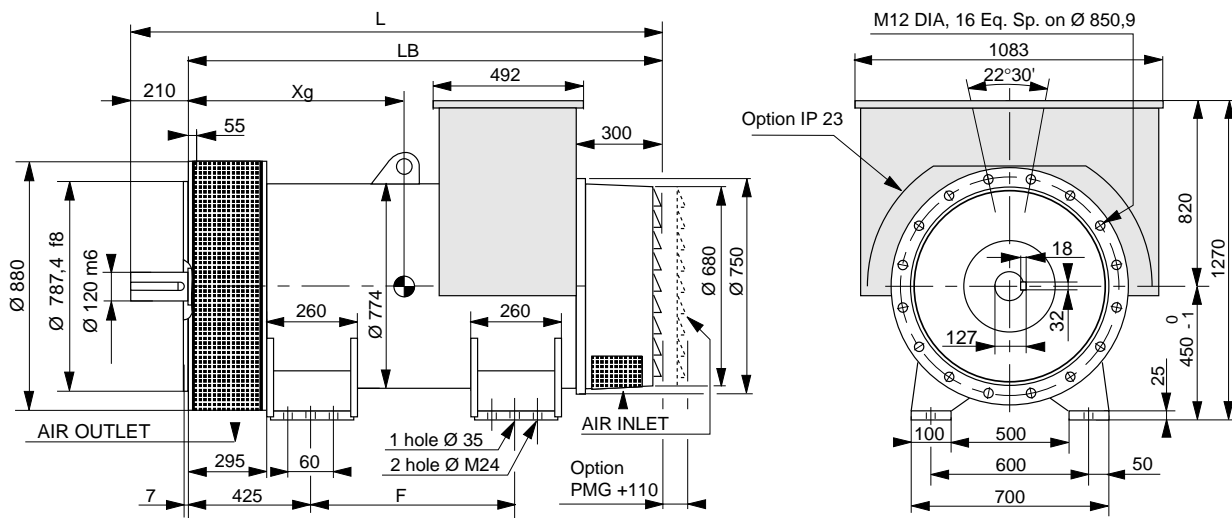


#### CENTRE OF GRAVITY : Xr (mm) - ROTOR LENGTH : Lr (mm) - MASS : M (kg) - MOMENTS OF INERTIA : J (kgm<sup>2</sup>) : (4J = MD<sup>2</sup>)

| TYPE          | Flex plate S.A.E. 0 - 18 |      |      |      | Flex plate S.A.E. 00 - 18 |      |      |      | Flex plate S.A.E. 00 - 21 |      |      |      |
|---------------|--------------------------|------|------|------|---------------------------|------|------|------|---------------------------|------|------|------|
|               | Xr                       | Lr   | M    | J    | Xr                        | Lr   | M    | J    | Xr                        | Lr   | M    | J    |
| LSA 50.1 S2   | 617                      | 1380 | 706  | 14,4 | 596                       | 1380 | 701  | 14,4 | 578                       | 1380 | 705  | 14,9 |
| LSA 50.1 S4   | 637                      | 1380 | 767  | 16,1 | 616                       | 1380 | 762  | 16,1 | 598                       | 1380 | 766  | 16,6 |
| LSA 50.1 M6   | 680                      | 1470 | 862  | 18,5 | 659                       | 1470 | 857  | 18,5 | 641                       | 1470 | 861  | 19   |
| LSA 50.1 M7   | 691                      | 1470 | 913  | 20   | 670                       | 1470 | 908  | 20   | 652                       | 1470 | 912  | 20,5 |
| LSA 50.1 L8   | 742                      | 1565 | 1008 | 22,5 | 720                       | 1565 | 1003 | 22,5 | 702                       | 1565 | 1007 | 23   |
| LSA 50.1 VL10 | 788                      | 1660 | 1114 | 25,1 | 769                       | 1660 | 1106 | 25,1 | 749                       | 1660 | 1113 | 25,6 |

Products and materials shown in this catalogue may, at any time, be modified in order to follow the latest technological developments, improve the design or change the conditions of utilisation. Their description cannot in any case engage Leroy-Somer's liability. The values indicated are typical values.

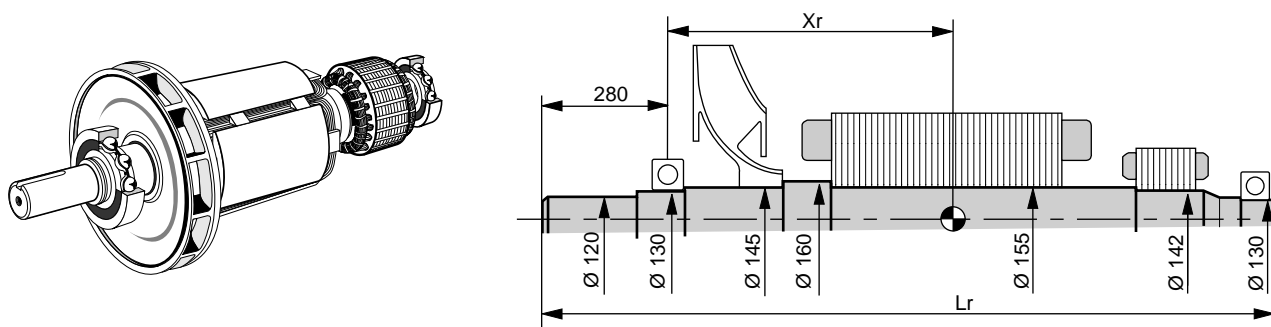
#### DIMENSIONS



#### FRAME DIMENSIONS (mm)

| TYPE          | L max without PMG | LB   | F   | Xg  | Mass (kg) |
|---------------|-------------------|------|-----|-----|-----------|
| LSA 50.1 S2   | 1725              | 1515 | 595 | 636 | 2060      |
| LSA 50.1 S4   | 1725              | 1515 | 595 | 653 | 2250      |
| LSA 50.1 M6   | 1815              | 1605 | 685 | 695 | 2522      |
| LSA 50.1 M7   | 1815              | 1605 | 685 | 711 | 2770      |
| LSA 50.1 L8   | 1910              | 1700 | 780 | 750 | 2955      |
| LSA 50.1 VL10 | 2005              | 1795 | 875 | 801 | 3251      |

#### TORSIONAL ANALYSIS DATA



#### CENTRE OF GRAVITY : Xr (mm) - ROTOR LENGTH : Lr (mm) - MASS : M (kg) - MOMENTS OF INERTIA : J (kgm<sup>2</sup>) : (4J = MD<sup>2</sup>)

| TYPE          | Xr   | Lr   | M    | J    |
|---------------|------|------|------|------|
| LSA 50.1 S2   | 840  | 1579 | 670  | 13,4 |
| LSA 50.1 S4   | 860  | 1579 | 731  | 15,1 |
| LSA 50.1 M6   | 901  | 1669 | 827  | 17,6 |
| LSA 50.1 M7   | 918  | 1669 | 878  | 19,1 |
| LSA 50.1 L8   | 961  | 1764 | 973  | 21,5 |
| LSA 50.1 VL10 | 1008 | 1859 | 1079 | 24,2 |

Products and materials shown in this catalogue may, at any time, be modified in order to follow the latest technological developments, improve the design or change the conditions of utilisation. Their description cannot in any case engage Leroy-Somer's liability. The values indicated are typical values.



MOTEURS LEROY-SOMER 16015 ANGOULÊME CEDEX - FRANCE

RCS ANGOULÊME N° B 671 820 223  
S.A. au capital de 131 910 700 F